

INTEMPCO MODEL	JUNCTION TYPE	PROBE DIAMETER	PROBE MAT'L	FITTING TYPE	HEAD TYPE	STEM LENGTH "A"(in inches)
T * 55	-	2 5 0	S	-	-	-

ANSI TYPE
K
J
T
E

Add "S" to Code for
special tolerance
EX.:TK55S

SUPPORT FITTING	CODE
Hex fitting (C=1" only)	H*S
Nipple (C=1" STD)	N_S
Nipple/Union/Nipple (C=3" STD)	U*S

* Denotes "C" length where applicable

Notes:



- 1) Hex fitting is preferable for assemblies. C=1" is std.
- 2) For NUN assembly C=3" is std. and minimum length.
- 3) Stainless Steel is std.

CODE	HEAD TYPE
WA*	Aluminum
EX*	Explosion proof
PO*	Polypropylene
CS*	Cast Stainless st.
BA2	Bakelite
AH*	Quick Release
AM	Mini Aluminum
CI*	Cast Iron

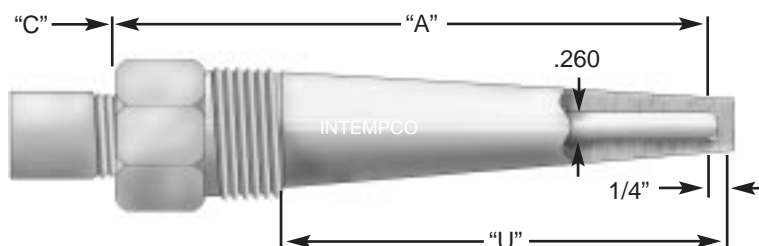
* 2 = 1/2 NPT Conduit

* 3 = 3/4 NPT Conduit

Other heads available. See
accessories section for details

JUNCTION	CODE
Single T/C Element	
	1G
Grounded	
	1U
Ungrounded	

For Dual Thermocouple
change "1" to "2" Ex:2G



Thermowells protect probes from effects of fluid flow and pressure. These assemblies have a spring-loaded probes for positive contact against the bottom of the thermowell, as shown on cross-section diagram. Pressure and temperature ratings depend on the construction of the thermowell. See the thermowell section for more details.